



Tablet Cradle & Power Supply installation on A300-600



# Pictures and Videos of « Post Thermal Runaway Accessibility Test »



Pessac (France – 33)  
12 June 2025

PMVE STC Project Number: **AVI-02352**  
EASA STC Project Number: **60087587**

# FOREWORD

This presentation only contains some photos and videos for remote witnessing of the laboratory testing session performed on 12 June 2025, within the testing facilities of RESCOLL (member of APPLUS group) in Pessac (France – 33), per order of PMV Engineering (EASA.21J.487).

This laboratory testing session was carried out within the framework of the certification activities for the EASA STC project number 60087587 for the approval of the installation of computer tablet (iPad used as EFB) holders in cockpit of A300-600.

The objective of this testing session was to validate that the iPad holder remains accessible and allows for a safe removal of the iPad after a thermal runaway of the lithium batteries contained in the PED, in accordance with the Special Condition No. 4 included in the EASA CRI “Mitigation of flight deck fires originating from lithium batteries that are not part of the aircraft design”.

The tests were conducted as per PMV Engineering procedure ref. AVI-02352-LABTPR-R01, and in the presence of following DOA representatives on site: M. Olivier JAN (Cabin Safety CVE), MM. Lilian LAGALY and Parikshit POKHAREL (Certification Engineers).

This presentation should be read as a complement of the formal test report which is the version of the procedure ref. AVI-02352-LABTPR-R01 filled by hand and signed by relevant PMVE’s people.

# TABLE OF CONTENT

- 1 - Devices & Specimen used to perform the tests**
- 2 - Videos of “Baseline Accessibility Test” (§1.6 of Procedure)**
- 3 - Video of “Thermal Runaway Simulation” (§1.7 of Procedure)**
- 4 - Photos of “Post Thermal Runaway Inspection” (§1.8 of Procedure)**
- 5 - Video of “Post Exposure Accessibility Test” (§1.9 of Procedure)**

# 1

## Devices & Specimen used to perform the tests

# Devices used to perform the tests



**Special Test Bench**



**Calibrated Weights**



**Safety Gloves**  
(P/N FKK8/35KL from Bennett Safetywear)



**Thermal Probe** (measuring capability up to 1000°C)



**Oven** (capability up to 655°C)

# Specimen used to perform the tests



« Slide cfMount™ »  
P/N 2579699-3G from ASG  
Qty 1



« Cradle – iPad Universal 2 »  
P/N 213014-37 from ASG  
Qty 3




**Steel Plate (250 x 180 x 5 mm)**  
(to simulate the overheating iPad for the test)  
Qty 3

# Test Environment Overview



+ 586,9°C




EASA STC project No. 60087587 - Pictures and Videos of "Post Thermal Runaway Accessibility Test"


# 2

## Videos of “Baseline Accessibility Test” (§1.6 of Test Procedure)

# Videos of the “Baseline Accessibility Test” (§1,6)



Test of cradle opening mechanism  
“before” thermal runaway simulation,  
with 2.0 Kg → ~ 70% opening



Test of cradle opening mechanism  
“before” thermal runaway simulation,  
with 3.0 Kg → Full opening (to the stop)

# 3

## Video of “Thermal Runaway Simulation” (§1.7 of Test Procedure)

# Video of Thermal Runaway Simulation (§1.7)



## #3

First try with steel plate T° measuring straight out of the oven (> 620°C).

Duration of cradle exposure: 20 seconds (as per procedure).

T° of the steel plate once put in the cradle: 580°C.

No difficulty to remove the steel plate from the cradle after 20 seconds → **PASS**



## #4

Second try with a new cradle.

Duration of cradle exposure: 60 seconds (over procedure).

T° of the steel plate once put in the cradle: 586°C.

No difficulty to remove the steel plate from the cradle after 60 seconds → **PASS**

# 4

## Photos of “Post Thermal Runaway Inspection” (§1.8 of Test Procedure)

# Photos of Post Thermal Runaway Inspection (§1.8)





No geometrical deformation of the cradle and sideboards.  
Overheating tracks on the protective foam only.  
Opening mechanism not altered → **PASS**

# 5

## Video of “Post Exposure Accessibility Test” (§1.9 of Test Procedure)

## Video of Post Exposure Accessibility Test (§1.9)



Test of cradle opening mechanism “after” thermal runaway simulation.

Up to 6.0 Kg are necessary to obtain full opening (to the stop), which is < 10.0 Kg

→ **PASS**

# END OF THE DOCUMENT